

A-MSA 2020 CONFERENCE

51ST ANNUAL POSTER PRESENTATION

Alabama State University




5

ASU IMMIGRATION AND THE HUMANITARIAN ASU

CRISIS AT THE U.S.-MEXICO BORDER


*Julia Pae
Krisia Tshabalala
Robert Makuchura
Nathan Wright*



5

ASU IMMIGRATION AND THE HUMANITARIAN ASU

CRISIS AT THE U.S.-MEXICO BORDER







02/27/2020



Photos and Presentation by: Ram Alagan, ASU | Feb 2020

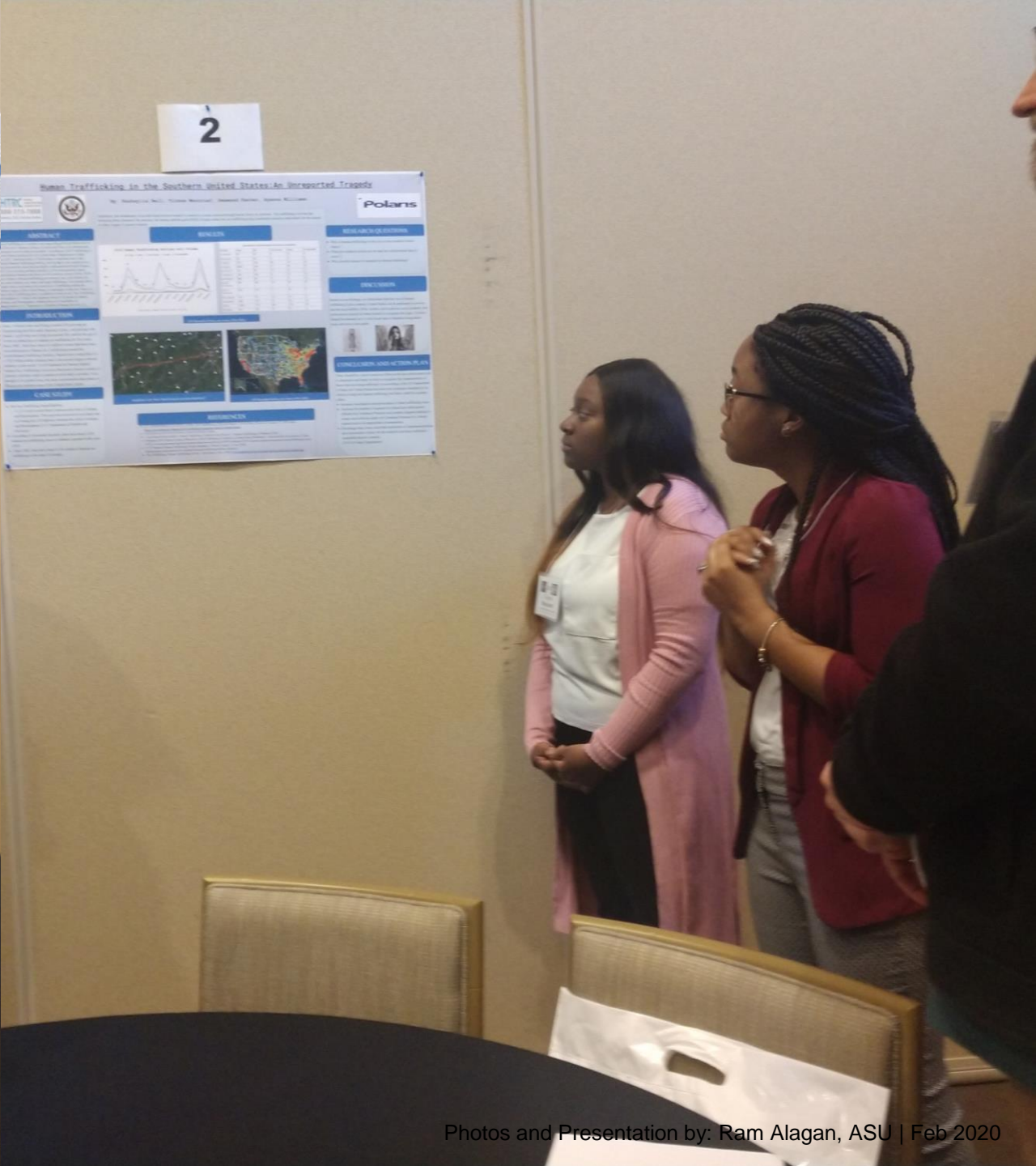


ASU IMMIGRATION AND THE HUMANITY



2

ALABAMA - MISSISSIPPI
SOCIOLOGICAL ASSOCIATION
February 27-28
2020
J. Garrick Hardy Student Center
Alabama State University
Montgomery, Alabama
150
ALABAMA - MISSISSIPPI
SOCIOLOGICAL ASSOCIATION
The Journey in
Corridor:
"DREAM"
Sociological Association



ATION AND THE
THE U.S. M...



POVERTY

Poverty
A condition in which a person doesn't have the resources to meet basic needs of food, shelter, clothing, health care, and education. Poverty isn't always about a lack of money. It's also about a lack of access to opportunities. Poverty isn't always about a lack of money. It's also about a lack of access to opportunities. Poverty isn't always about a lack of money. It's also about a lack of access to opportunities.

Research Questions
1. What is poverty?
2. What does poverty look like?
3. How do we identify generational poverty?
4. How do we combat poverty?


Why is it Important to Know about Poverty?
We need to know what poverty looks like. That way we can help the people who are living in poverty.

Significance
Research and knowledge about poverty can help us to understand poverty and help us to solve it.



Table: Number of People At Risk of Hunger

Year	At Risk
2018	37.1 million
2017	36.9 million
2016	36.7 million
2015	36.5 million
2014	36.3 million
2013	36.1 million
2012	35.9 million
2011	35.7 million
2010	35.5 million
2009	35.3 million
2008	35.1 million
2007	34.9 million
2006	34.7 million
2005	34.5 million
2004	34.3 million
2003	34.1 million
2002	33.9 million
2001	33.7 million
2000	33.5 million





2

Mark A. Dugo

Isabella Tillis

Year	2010	2012	2014	2016	2018
Population	100	100	100	100	100
Median Income	100	100	100	100	100
Unemployment Rate	100	100	100	100	100
Healthcare Access	100	100	100	100	100
Education Levels	100	100	100	100	100
Home Ownership	100	100	100	100	100
Financial Stability	100	100	100	100	100
Community Engagement	100	100	100	100	100
Overall Well-being	100	100	100	100	100

Abstract

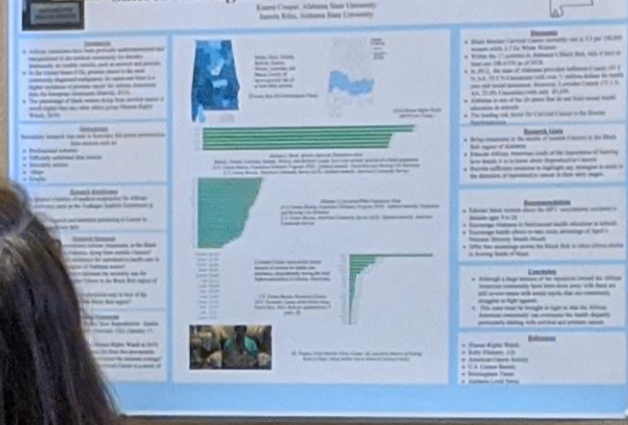

Introduction

Research Methodology

- Using secondary resources such as peer-reviewed articles
- Analyzing demographic/distributional maps from existing resources to record distribution of poverty in the United States
- Analyzing statistical charts from existing resources to pinpoint the rate of poverty in different areas such as race and location in the US.

Research Objective:

- Exposing the harsh reality of poverty in the southern United States
- Produce and/or suggest strategies to help those with financial instability and decrease financial hardships in these poverty stricken areas of the US





5

ASU IMMIGRATION AND THE HUMANITARIAN ASU

CRISIS AT THE U.S.-MEXICO BORDER



Woman in black suit looking at poster.

Man in black suit looking at poster.

Woman in black top and striped skirt looking at poster.

Man in red shirt and blue pants looking at poster.

Man in white shirt looking at poster.



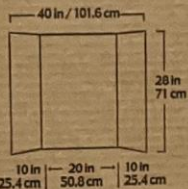


Bring Your Ideas to Life™

www.elmers.com

- Project Ideas
- Tips & How-To Videos
- Money Saving Offers

28 in x 40 in
71 cm x 101.6 cm



Bring Your Ideas to Life™

www.elmers.com

- Project Ideas
- Tips & How-To Videos
- Money Saving Offers

28 in x 40 in
71 cm x 101.6 cm



Display Board

ELMER'S
Tri-Fold Display Board



Tri-Fold Display Board

- Sturdy corrugated board
- Smooth surface
- Self Standing

ELMER'S
Tri-Fold Display Board



Tri-Fold

- Sturdy corrugated board
- Smooth surface
- Self Standing



- Great For:
- Utility Knife
- Paint Marker
- Glue Stick

Get Great Results! Use Elmer's Adhesives, X-ACTO, Knives & Painters® Paint Markers to Complete Your Project.



Get Great Results! Use Elmer's Adhesives, X-ACTO, Knives & Painters® Paint Markers to Complete Your Project.











5

ASU IMMIGRATION AND THE HUMANITARIAN ASU
CRISIS AT THE U.S.-MEXICO BORDER

Seela Aladuwaka





NHTRC
1-888-373-7880
www.nhtrc.org

ABSTRACT
The 2019 season influenza activity report (IAR) provides information on the timing and intensity of influenza activity in the United States. The IAR is a key document for public health officials and the general public. It provides information on the timing and intensity of influenza activity in the United States. The IAR is a key document for public health officials and the general public. It provides information on the timing and intensity of influenza activity in the United States.

INTRODUCTION
The 2019 season influenza activity report (IAR) provides information on the timing and intensity of influenza activity in the United States. The IAR is a key document for public health officials and the general public. It provides information on the timing and intensity of influenza activity in the United States.

RESULTS
The 2019 season influenza activity report (IAR) provides information on the timing and intensity of influenza activity in the United States. The IAR is a key document for public health officials and the general public. It provides information on the timing and intensity of influenza activity in the United States.

DISCUSSION
The 2019 season influenza activity report (IAR) provides information on the timing and intensity of influenza activity in the United States. The IAR is a key document for public health officials and the general public. It provides information on the timing and intensity of influenza activity in the United States.

CONCLUSION AND ACTION PLAN
The 2019 season influenza activity report (IAR) provides information on the timing and intensity of influenza activity in the United States. The IAR is a key document for public health officials and the general public. It provides information on the timing and intensity of influenza activity in the United States.

REFERENCES
The 2019 season influenza activity report (IAR) provides information on the timing and intensity of influenza activity in the United States. The IAR is a key document for public health officials and the general public. It provides information on the timing and intensity of influenza activity in the United States.



02/27/2020



Photos and Presentation by: Ram Alagan, ASU | Feb 2020



Thank You for
Your Contribution,
Participation, and
Evaluation.

@A-MSA 2020
51st Annual Conference
Poster Presentation
Alabama State University

